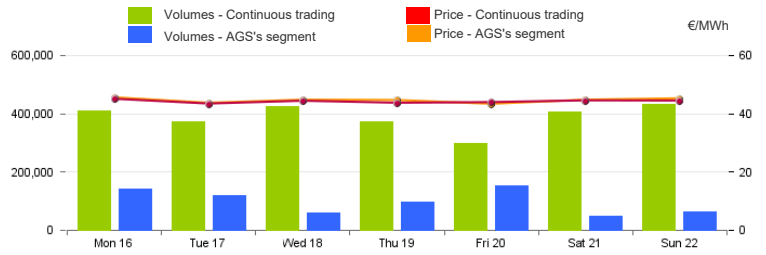


Spot Gas Market (MP-GAS)

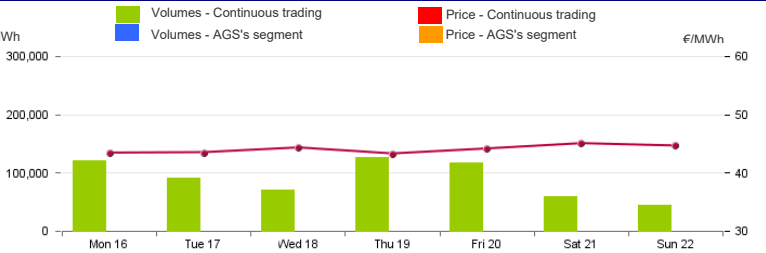
Day-Ahead Gas Market (MGP-GAS)

	Price. €/MWh				Volumes. MWh			
	Average	Var	Min	Max	Total	Var	Daily Products	WE Product
Continuous trading	44.18	-8.5%	42.30	47.30	2,712,840	-23.1%	2,045,304	667,536
	Price. €/MWh				Volumes. MWh			
	Average	Var	Min	Max	Total	Var	Purchases SRG	Sales SRG
AGS's segment	44.50	-8.4%	43.26	45.50	680,352	-30.2%	680,352	



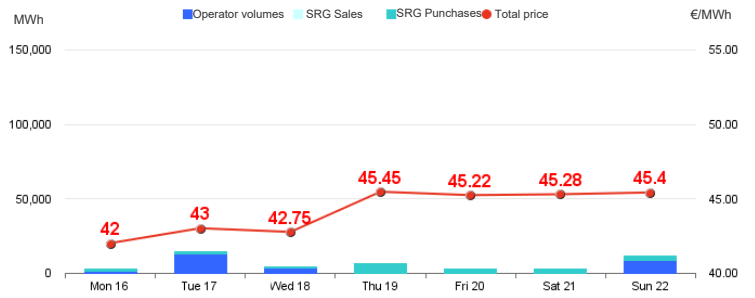
Intra-Day Gas Market (MI-GAS)

	Price. €/MWh				Volumes. MWh			
	Average	Var	Min	Max	Total	Var	Purchases SRG	Sales SRG
Continuous trading	44.06	-7.2%	39.70	45.99	630,312	-29.8%		
	Price. €/MWh				Volumes. MWh			
	Average	Var	Min	Max	Total	Var	Purchases SRG	Sales SRG
AGS's segment	-	-100.0%	-	-	-	-100.0%	-	-



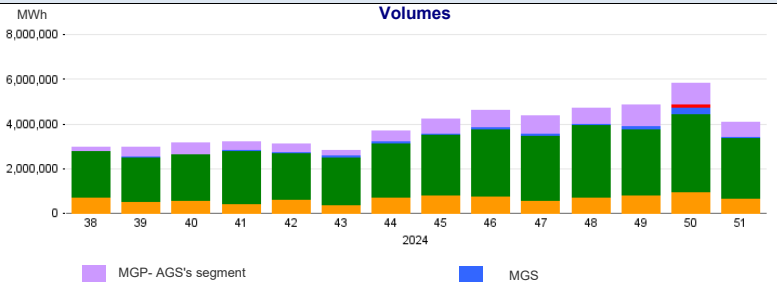
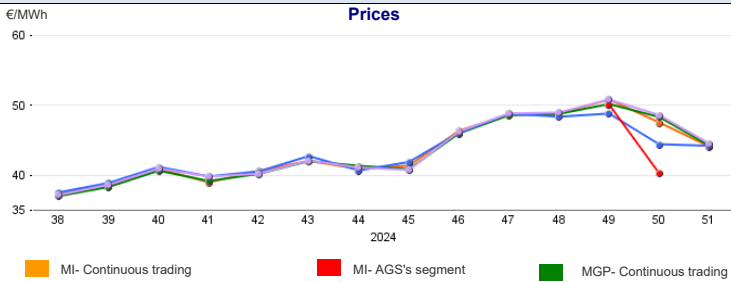
Market for the trading of gas stored (MGS-GAS)

Week	Storage	51	50
Price. (1) €/MWh	Stogit	44.16	44.38
	Edison Stoccaggio	-	-
	Total	44.16	44.38
Volumes. MWh	Stogit	45,950	298,119
	Edison Stoccaggio	-	-
	Total	45,950	298,119
SRG Activity. MWh	Purchases	22,319	9,952
	Balancing (2)	22,319	9,952
	Other purposes (3)	-	-
	Sales	-	173,904
	Balancing (2)	-	173,904
Other purposes (3)	-	-	



1) The Total price is calculated as a weighted average price for the total volumes exchanged in each storage system.
2) To securely manage any expected deviations between overall network injections and withdrawals pursuant to Art. 2.5 of Annex A, AEEGSI's Resolution 312/2016/R/gas
3) Stored gas trades by Snam Rete Gas (SRG) not included in "Balancing"

Weekly evolution



Forward Gas Market (MT-GAS)

Products	Market					OTC		Total		Open interest*		
	Minimum Price	Maximum Price	Check Price*		Trades	Volumes	Registrations	Volumes	Volumes		Open interest*	
	€/MWh	€/MWh	€/MWh	change %	N.	MWh/d	N.	MWh/d	MWh/d	change %	MWh/d	MWh
M-2025-01	-	-	44.48	0.0%	-	-	-	-	-	-	-	-
M-2025-02	-	-	44.82	0.0%	-	-	-	-	-	-	-	-
Q-2025-01	-	-	44.99	0.0%	-	-	-	-	-	-	-	-
Q-2025-02	-	-	44.39	0.0%	-	-	-	-	-	-	-	-
Q-2025-03	-	-	43.65	0.0%	-	-	-	-	-	-	-	-
Q-2025-04	-	-	43.70	0.0%	-	-	-	-	-	-	-	-
SS-2025	-	-	44.87	0.0%	-	-	-	-	-	-	-	-
WS-2025/2026	-	-	43.98	0.0%	-	-	-	-	-	-	-	-
CY-2025	-	-	44.12	0.0%	-	-	-	-	-	-	-	-
BoM-2024-12	-	-	49.76	1.4%	-	-	-	-	-	-	-	-
M-2025-03	-	-	44.77	0.0%	-	-	-	-	-	-	-	-
Total											0	0

*Referred to the last session of the week